

The Aquarius Series

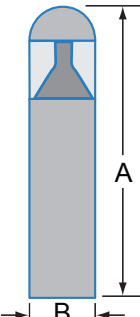
	1	2	3	4	5	6	7	8	9	10
FIXTURE	SIZE	SOURCE	VOLTS	LAMP	OPTICS	TOP CAP	SHAFT TEXTURE	SHAFT COLOR	TOP COLOR	OPTIONS
AQR	20	E2	2	L	C	4	H	NL	GY	MT, QR

Create a catalog number from the tables below. Example number: AQR – 20 – E2 – 2 – L – C – 4 – H – NL – GY – MT, QR

1 SIZE

	A	B
Size = 10	42"	8" round concrete
Size = 20	42"	8" square concrete
Size = 30	42"	Custom; please specify

MAXIMUM WATTAGE
for 8" diameter is
150W HPS
175W MH
42W FLUORESCENT



2 LIGHT SOURCE

	HPS	MH
35W	B1	B2
50W	C1	C2
70W	E1	E2
100W	H1	H2
150W	J1	J2
175W	•	K2

Pulse start available:
consult factory

FLUORESCENT
X = single PL
Y = dual PL
(specify wattage up to single
42W or dual 13W)

3 VOLTAGE


120V = 2	} Also available in Multi-Tap: see Options table
208V = 0	
240V = 4	
277V = 7	
480V = 8	Not available in Multi-Tap

NOTE: FLUORESCENT SOURCES
AVAILABLE IN 120V OR 277V ONLY.


4 LAMP

L = with lamp
N = no lamp

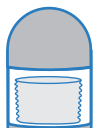
5 OPTICS




A
45° cut-off louvers



B
paracline reflector



C
glass refractor



D
stacked cone reflector

6 TOP CAP

1 = flat aluminum top	4 = radiused aluminum top†
2 = dome shaped aluminum top†	5 = GloTop (consult factory)
3 = pyramid shaped aluminum top‡	

†for round sizes only ‡for square sizes only

7 SHAFT TEXTURE

S = smooth textured concrete	M = medium textured concrete
L = light textured concrete	H = heavily textured concrete

8 SHAFT COLOR

NL = Natural	BK = Black
BF = Buff	CC = Custom Color (consult factory)
BN = Brown	

9 TOP COLOR

NOTE: TOP COLOR ALSO APPLIES TO LOUVERS

DB = Dark Bronze	BU = Blue
VP = Verde Patina	GR = Green
WH = White	BK = Black
SL = Silver	CC = Custom Color
GY = Gray	

10 OPTIONS

MT = multi-tap transformer	QR = quartz restrike
LS = 180° "house side" cut-off light shield	FV = international ballast; specify cycles

Bieber Illumination Group

* For more detailed information on mounting arrangements, and for wall mount, please see Pole/Arm section of catalog. For pole ordering information, please see Pole/Arm Section of catalog. If poles are not ordered along with fixtures, please specify mounting requirements when ordering fixtures. This document contains proprietary information of the Bieber Illumination Group and is trans-mitted in confidence. Any reproduction, disclosure or use of this document is expressly prohibited except as Bieber Illumination Group may agree in writing. Because of ongoing product refine-ment, Bieber Illumination Group reserves the right to change specifications without notice. For customized requirements, please consult factory. ©2017 Bieber Illumination Group