

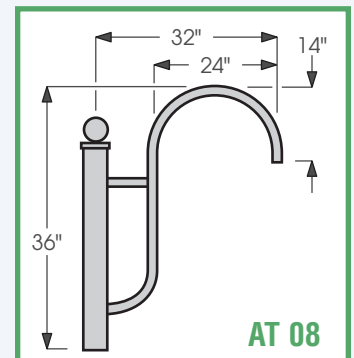
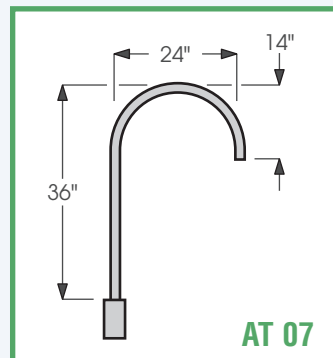
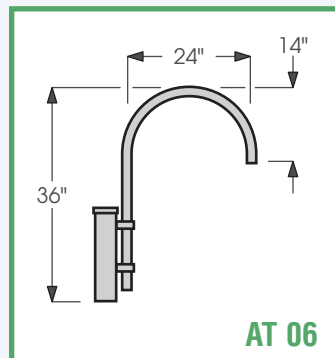
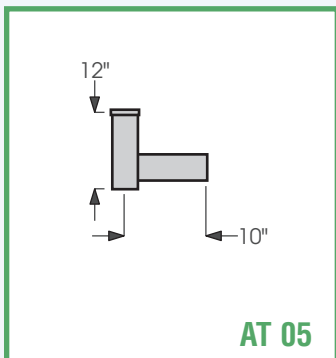
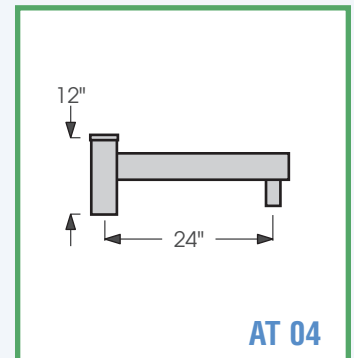
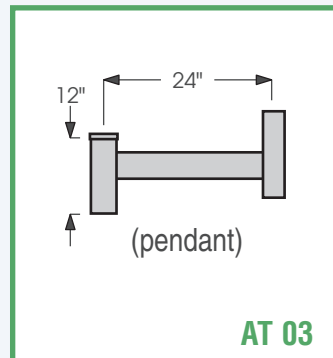
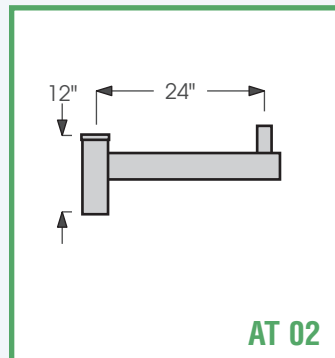
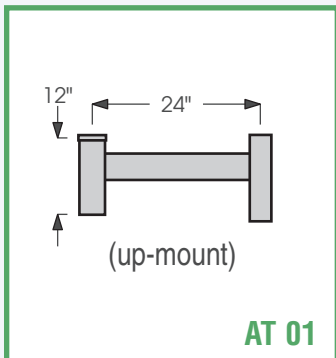
Architectural Arms

Bieber Illumination Group

- All-aluminum construction. Some elements are cast, some are extruded or formed. Please consult factory for style-specific details.
- All external mounting hardware is stainless steel.
- Please specify the shape and the outside dimension of the pole(s) for which you are ordering.
- Arms are illustrated with the standard dimensions. Drawings are not to scale. Custom sizes are available in many cases; please consult factory.

Notes on Caps

- Three cap styles are offered. Any of the three may be specified with most architectural arms:
 - FC** = flat cap, illustrated on AT01, etc. Sample ordering number is **AT01/FC**.
 - DC** = dome cap, illustrated on AT09, etc. Sample ordering number is **AT 09/DC**.
 - SC** = spherical (ball) cap, illustrated on AT13, etc. Sample ordering number is **AT13/SC**.
- Architectural arms AT23, AT27 and AT28 employ a special "half acorn" cap.
- Please note that architectural arm AT07 has no cap.



Bieber Illumination Group

P.O. BOX 49303, LOS ANGELES, CA 90049

PHONE: (310) 451-5589 garybieber@yahoo.com

