

The Arett Series

Available in LED

Bieber Illumination Group


APPLICATION – Wall or ceiling mounted.

HOUSING – Heavy-duty cast aluminum.

LENS – A milky clear U.V. stabilized translucent acrylic lens 1/4" thick is standard for all sizes. A frosted tempered glass lens is standard for sizes 10, 20 and 30 (four-cornered sizes) only, and is not available on three-cornered sizes. HID sources require the frosted tempered glass lens. Please see the Lens table.


SOURCES – Available in incandescent up to 200W, in HPS and MH up to 100W, and in fluorescent up to 42W. Fluorescent, and HID sources 50W and below, are available only at 120V or 277V. Incandescent is available only at 120V.

ELECTRICAL COMPONENTS – All HID ballasts are CWA/HPF regulating auto-transformers, available in MH and HPS. All fluorescent ballasts are electronic type. The starting temperature for MH and fluorescent is -20°F, and HPS starts at -40°F.



Above: Three-cornered Arett – sizes 11, 21 and 31.

Left: Four-cornered Arett – sizes 10, 20 and 30.



**UL & CSA LISTED FOR WET LOCATIONS.
FACTORY TESTED BEFORE SHIPMENT.**

SOCKET – All HID sockets are glazed porcelain, medium base, with 600V nickel-coated contacts. Incandescent sockets are glazed porcelain, medium base, with 600V nickel-coated contacts. Fluorescent sockets are standard PL type.

MOUNTING – Ceiling or wall mount; please see Mount table. The contractor shall drill holes through the solid back to support mounting on a standard flush junction box (by others).

FINISH – Thermoset polyester oven-baked powder coat, in any standard Bieber Lighting color. Custom colors are available to your specifications; consult factory.

LED information:

EncapLED, an IP66-rated and DLC listed LED module, combines optics and heat sink into one configurable unit which give precise light distribution. It allows us to do 10w., 30w. & 40w. increment adjustment on light output. The module has 115lm/W efficacy with LUXEON LUMILEDS TX CHIPS. Beside maximizing heat dissipation surface, we also utilize convection-based heat management which creates additional air flow around each chip. Unlike a big metal heat sink, where the temperature for the chips in the middle is higher than the rest, the heat of each EncapLED chip gets dissipated evenly. A better heat dissipation design keeps the junction temperature low and ultimately prolongs the life of the LED chips. Our modules are available in any of our fixtures designs, as well as in a simple retro-fit kit form for existing fixtures.


Bieber Illumination Group

Corporate, A/P & A/R office:
3455 Military Ave.
Los Angeles, CA. 90034
310-836-0621

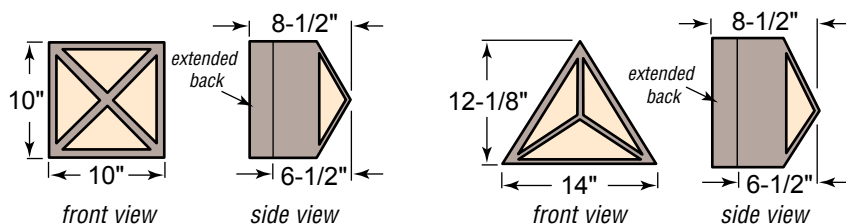
Sales & customer support
office: 310-451-5589
garybieber@yahoo.com

The Arett Series

	1	2	3	4	5	6	7	8
FIXTURE	SIZE	SOURCE	VOLTS	LAMP	LENS	MOUNT	COLOR	OPTIONS
ART	20	E2	4	L	1	WM	WH	MT

Create a catalog number from the tables below. Example number: ART – 20 – E2 – 4 – L – 1 – WM – WH – MT

1 SIZE



FOUR - CORNERED

- | | |
|-----------|---|
| Size = 10 | For fluorescent or incandescent.
Housing 6-1/2" deep. |
| Size = 20 | For MH or HPS.
Housing 8-1/2" deep.
<i>(includes extended back)</i> |
| Size = 30 | Regressed <i>(consult factory)</i> for MH or HPS. |

THREE - CORNERED

- | | |
|-----------|---|
| Size = 11 | For fluorescent or incandescent.
Housing 6-1/2" deep. |
| Size = 21 | For MH or HPS.
Housing 8-1/2" deep.
<i>(includes extended back)</i> |
| Size = 31 | Regressed <i>(consult factory)</i> for MH or HPS. |

2 LIGHT SOURCE

	HPS	MH
35W	B1*	B2*
50W	C1*	C2*
70W	E1	E2
100W	H1	H2

*see note in Voltage table

Pulse start also available; consult factory.

FLUORESCENT

(please specify wattage)
X = single PL up to 42W
Y = dual PL up to 13W

Z = Incandescent

Up to 200 W, medium base only.
Lamps by others.

3 VOLTAGE

120V = 2	240V = 4	} Also available in Multi-Tap: see Options table
208V = 0	277V = 7	
	480V = 8	Not available in Multi-Tap

NOTE:

- INCANDESCENT IN 120V ONLY.
- FLUORESCENT IN 120V OR 277V ONLY.
- 35W AND 50W HID SOURCES IN 120V OR 277V ONLY.

4 LAMP

L = with lamp
N = no lamp

NOTE: BIEBER DOES NOT FURNISH INCANDESCENT LAMPS.

5 LENS

- 1** = milky acrylic
(for fluorescent and incandescent, all sizes)
- 2** = frosted tempered glass
(Sizes 10, 20 & 30 only)

6 MOUNT

WM = wall mount
CM = ceiling mount
RM = recessed mount

7 COLOR

BK = Black
GR = Green
WH = White
DB = Dark Bronze
SL = Silver
GY = Gray
BU = Blue
VP = Verde Patina
CC = Custom Color

8 OPTIONS

FV = international ballast; specify cycles & voltage
MT = multi-tap transformer
(HID sources 70W or greater only)

Bieber Illumination Group

* For more detailed information on mounting arrangements, and for wall mount, please see Pole/Arm section of catalog. For pole ordering information, please see Pole/Arm Section of catalog. If poles are not ordered along with fixtures, please specify mounting requirements when ordering fixtures. This document contains proprietary information of the Bieber Illumination Group and is transmitted in confidence. Any reproduction, disclosure or use of this document is expressly prohibited except as Bieber Illumination Group may agree in writing. Because of ongoing product refinement, Bieber Illumination Group reserves the right to change specifications without notice. For customized requirements, please consult factory.