

EasyLED Round Dome Bollards

L70
25°C **147,000 Hours**




IES Type III & V Glass
BOG3Q & BOG5Q



LED Cone Reflector
BORLQ



Louvers
BOLQ



Dimensions

Diameter (D)	7" (178mm)
Height (A)	42 1/4" (1,073mm)

The Bieber EasyLED Bollards with choice of optics are designed to replace HID lighting systems up to 70w MH or HPS. These fixtures are ideal for retail centers, industrial parks, schools and universities, public transit and airports, office buildings and medical facilities.

Specifications and Features:

Housing:

Extruded Aluminum Housing with Flush Mounting Base & Vandal-Resistant Screws, Domed Top, Internal Ballast Tray for Easy Maintenance. Bollards Can Be Cut to Custom Lengths Upon Request.

Finish:

Textured Architectural Bronze or Black Powdercoat Finish Over a Chromate Conversion Coating. Custom Colors Available Upon Request.

Style:

IES Type III or V Clear Prismatic Borosilicate Glass Refractor, Specially Designed Aluminum Cone Reflector or Internal Louvers

Lens:

Clear Polycarbonate Vandal-Resistant Lens

Mounting Options:

Mounting Kit with 8" Anchor Bolts, Included.

EasyLED LED:

Aluminum Boards

Wattage:

Array: 14.5w, System: 17w (70w HID Equivalent)

Driver:

Electronic Driver, 120-277V, 50/60Hz; Dimmable Driver

Listing & Ratings:

CSA: Listed for Wet Locations.
Operating Temperatures: -40°C to +40°C
IP65 Sealed LED Compartment.

See Page 2 for Projected Lumen Maintenance Table.

5-Year Warranty.

Order Information Example:

BOG3QF1X15U5KZ36SF

	F	1X15	U				
Model	Optics	Wattage	Driver	CCT	Color	Height	Options

BOG3Q=Round Dome Bollard with IES Type III Glass
BOG5Q=Round Dome Bollard with IES Type V Glass
BORLQ=Round Dome Bollard with LED Cone Reflector
BOLQ=Round Dome Bollard with Louvers

F=Wide Beam Spread

1X15=15w

U=120-277V

4K=4000K
5K=5000K

Z=Bronze
B=Black
C=Custom (Consult Factory)

(Leave Blank)= 42" Standard Height
36=36" Height
30=30" Height

SF=Single Fuse
DF=Double Fuse
SP=Surge Protection
BU=Battery Backup, 90 Minutes

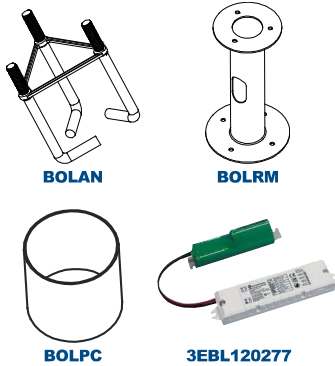
Project Information:

Project Name: _____ Fixture Type: _____
 Complete Catalog #: _____ Date: _____
 Comments: _____

Certification & Listings:



Accessories & Replacement Parts:



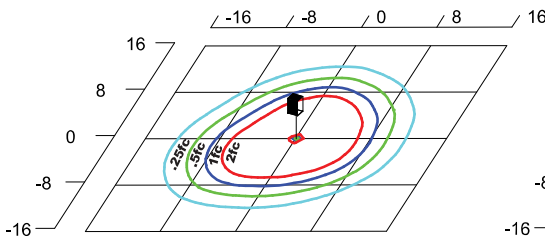
Mounting Accessories (Order separately, Field installed)

BOLAN4	Mounting Kit, Includes Bracket & Three (3) 4" Anchor Bolts
BOLAN8	Mounting Kit, Includes Bracket & Three (3) 8" Anchor Bolts
BOLAN12	Mounting Kit, Includes Bracket & Three (3) 12" Anchor Bolts
BOLAN15	Mounting Kit, Includes Bracket & Three (3) 15" Anchor Bolts
BOLRM	Root Mount Kit

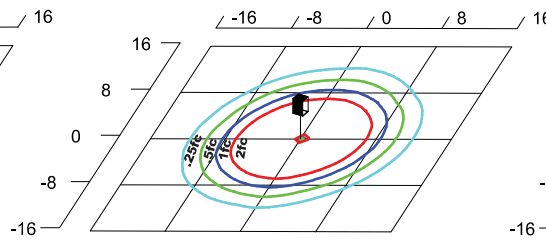
Replacement Parts (Order separately, Field installed)

BOLPC	Replacement Round Polycarbonate Vandal-Resistant Lens
3EBL120277	Battery Backup, Provides 90 Minutes of Backup Power.

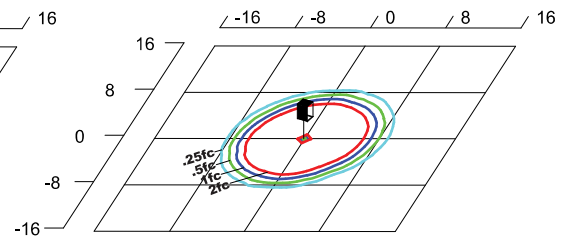
Photometric Data



BOFG3QF1X15U5K Type V Grid in feet, Mounting Height = 3.5 ft.



BOFG5QF1X15U5K Type V Grid in feet, Mounting Height = 3.5 ft.



BOFRLQF1X15U5K Type V Grid in feet, Mounting Height = 3.5 ft.

Photometric Performance

LED Board Watts	Drive Current (mA)	Input Watts	Optics	5000 CCT 80 CRI			4000 CCT 80 CRI						
				Lumens	LPW	B	U	G	Lumens	LPW	B	U	G
EasyLED 15w	116	17	BOG3 Type III Glass	1,156	68	1	3	1	1,110	65	1	3	1
			BOG5 Type V Glass	1,132	67	1	3	1	1,086	64	1	3	1
			BOL Louvers	763	45	1	2	1	733	43	1	2	1
			BORL Cone Reflector	1,510	89	1	3	1	1,450	85	1	3	1

Projected Lumen Maintenance

Data shown for 5000 CCT			Compare to MH				
TM-21-11	Input Watts	Initial	25,000 Hrs	50,000 Hrs	100,000 Hrs	Calculated L70@ 25°C	
L70 Lumen Maintenance @ 25°C / 77°F	17	1.00	0.95	0.90	0.80	147,000	
TM-21-11	Input Watts	Initial	25,000 Hrs	50,000 Hrs	100,000 Hrs	Calculated L70@ 50°C	
L70 Lumen Maintenance @ 50°C / 122°F	17	1.00	0.89	0.78	0.55	67,000	
TM-21-11	Input Watts	Initial	25,000 Hrs	50,000 Hrs	100,000 Hrs	Calculated L80@ 40°C	
L80 Lumen Maintenance @ 40°C / 104°F	17	1.00	0.92	0.85	0.70	66,000	

NOTES:

1. Projected per IESNA TM-21-11. Data references the extrapolated performance projections for the 116mA base model in a 25°C ambient, based on 10,000 hours of LED testing per IESNA LM-80-08.
2. Compare to MH box indicates suggested Light Loss Factor (LLF) to be used when comparing to Metal Halide (MH) systems.